

# Q Series

Q 시리즈  
Q系列

100x150x90 ~ 400x500x200mm

**FEATURE | 특성 | 特征**

- Plastic hinge, Plastic latch
- It is easy to removable cover and body
- 플라스틱 힌지, 플라스틱 래치 타입
- 커너, 베이스 탈부착 용이
- 带有塑料合页与塑料锁扣的产品
- 容易分开盒体和盒盖


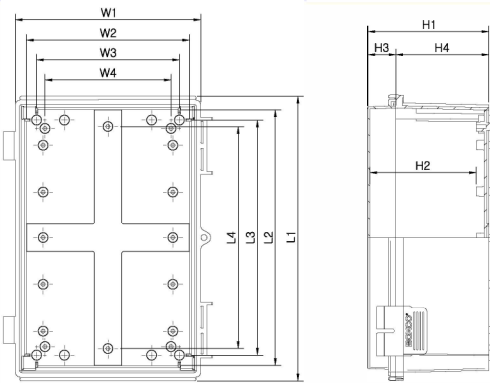
**SPECIFICATION | 사양 | 产品规格说明**

- IP Rating / 방수, 방진 보호등급 / 防尘防水等级 | IP66/67
- IK Rating / 충격 테스트 / 冲击测试 | IK08
- Temperature Range / 온도영역 / 温度范围 | ABS: -40 ~ +70, PC: -40 ~ +110
- Flammability Rating / 난연성 / 难燃性 | ABS: 94-HB, PC: 94-V0, 5VA, HB
- Certification / 인증 / 认证 | TUV, CE, UL (See page 6 / 6 페이지 참조 / 请参照第6页)

**Q SERIES model name | Q 시리즈 모델선정방법 | Q系列 产品型号命名方法**

BOXCO	1	2	3	4	5	6
BC	□	□	Q	10	15	09

- ① Material / 재료 / 材质 - A: ABS C: PC
- ② Cover / 커버색상 / 箱盖颜色 - G: Grey / 회색 / 灰色 T: Transparent / 투명 / 透明
- ③ Type / 타입 / 类型 - Plastic Latch / 플라스틱 래치 / 塑料锁扣
- ④ Width / 가로 / 宽度(W)
- ⑤ Length / 세로 / 长度(L) - Hinge, Latch Installed / 힌지, 래치부착면 / 铰链, 锁扣安装面
- ⑥ Height / 높이 / 高度(H) - Cover Included / 커버포함 / 含箱盖




Model 모델 / 型号	Product model / 제품모델 / 产品型号				Mounting plate / 속판모델 / 盖板型号			
	Outside dimension 외부 치수 / 外部尺寸			Inside dimension 내부 치수 / 内部尺寸	Steel 철 / 金属	Plastic 플라스틱 / 塑料		Size(mm) 사이즈 / 尺寸
	Size (W1xL1xH1/mm)	Cover (H3)	Base (H4)	Size (W2xL2xH2/mm)		G-type 사각형홀	C-type 체크형	
BC-□□Q-101509	100 x 150 x 90	20	70	76 x 126 x 78	-	1015 G	-	74 x 124
BC-□□Q-151509	150 x 150 x 90	20	70	129 x 129 x 78	-	1515 G	-	124 x 124
BC-□□Q-151512	150 x 150 x 120	20	100	129 x 129 x 108	-	1515 G	-	124 x 124
BC-□□Q-162110	160 x 210 x 100	20	80	136 x 186 x 88	-	1621 G	-	130 x 180
BC-□□Q-162113	160 x 210 x 130	20	110	136 x 186 x 118	-	1621 G	-	130 x 180
BC-□□Q-212113	210 x 210 x 130	20	110	183 x 183 x 118	-	2121 G	-	180 x 180
BC-□□Q-203013	200 x 300 x 130	30	100	175 x 275 x 114	2030 SQ	2030 G	2030 C	160 x 260
BC-□□Q-203015	200 x 300 x 150	30	120	175 x 275 x 134	2030 SQ	2030 G	2030 C	160 x 260
BC-□□Q-203018	200 x 300 x 180	30	150	175 x 275 x 164	2030 SQ	2030 G	2030 C	160 x 260
BC-□□Q-253516	250 x 350 x 160	30	130	225 x 325 x 144	2535 SQ	2535 G	2535 C	210 x 310
BC-□□Q-303016	300 x 300 x 160	30	130	270 x 270 x 144	3030 SQ	3030 G	3030 C	260 x 260
BC-□□Q-304016	300 x 400 x 160	30	130	275 x 375 x 144	3040 SQ	3040 G	3040 C	260 x 360
BC-□□Q-304018	300 x 400 x 180	30	150	275 x 375 x 164	3040 SQ	3040 G	3040 C	260 x 360
BC-□□Q-354520	350 x 450 x 200	30	170	317 x 417 x 183	3545 SQ	3545 G	-	300 x 400
BC-□□Q-405016	400 x 500 x 160	30	130	369 x 469 x 143	4050 SQ	4050 G	-	350 x 450
BC-□□Q-405020	400 x 500 x 200	30	170	369 x 469 x 183	4050 SQ	4050 G	-	350 x 450

**ACCESSORIES** | 액세서리 | 配件



[ Steel mounting plate(SQ Plate) ]



[ Plastic mounting plate(G Plate) ]



[ Plastic mounting plate(C Plate) ]



[ Key ring(K40) ]



[ Lock(SK) ]



[ Plastic lock(PK) ]



[ SUS bracket(B40, B50) ]

B40 : Q-101509~Q-212113(Screw : 4x10)  
B50 : Q-203013~Q-405020(Screw : 5x10)



[ Plastic bracket(PB40, PB50) ]

PB40 : Q-101509~Q-212113(Screw : 4x12)  
PB50 : Q-203013~Q-405020(Screw : 5x12)



[ Vent(V60, V80) ]

# R Series

R 시리즈  
R 系列

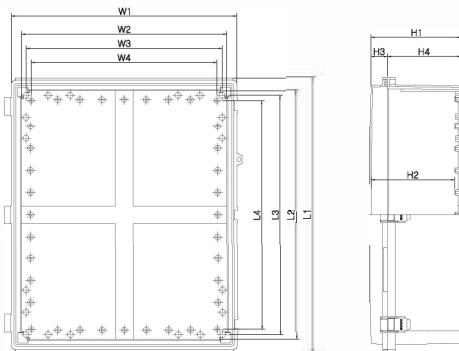
150x150x95 ~ 610x810x260mm

## FEATURE | 특성 | 特征

- SUS hinge pin, SUS latch
- It is easy to removable cover and base
- 스텐레스 힌지핀, 스텐레스 래치 타입
- 커버, 베이스 탈부착 용이
- SUS铰链柱, 采用SUS锁
- 容易分开盒体和盒盖

## SPECIFICATION | 사양 | 产品规格说明

- Temperature Range / 온도영역 / 温度范围 | ABS : -40 ~ +70, PC : -40 ~ +110
- Flammability Rating / 난연성 / 难燃性 | ABS : 94-HB, PC : 94 V-0, 5VA, HB



## R SERIES model name | R 시리즈 모델선정방법 | R 系列 产品型号命名方法


BOXCO      ①   ②   ③      ④   ⑤   ⑥  
**BC - [ ] [ ] R - 15 15 10**

- ① Material / 재료 / 材质 - A : ABS C : PC
- ② Cover / 커버색상 / 箱盖颜色 - G : Grey / 회색 / 灰色 T : Transparent / 투명 / 透明
- ③ Type / 타입 / 类型 - SUS Latch / SUS 래치 / SUS 锁扣
- ④ Width / 가로 / 宽度(W)
- ⑤ Length / 세로 / 长度(L) - Hinge, Latch Installed / 힌지, 래치부착면 / 铰链, 锁扣安装面
- ⑥ Height / 높이 / 高度(H) - Cover Included / 커버포함 / 含箱盖




Model 모델 / 型号	Product model / 제품모델 / 产品型号			Mounting plate / 속판모델 / 底板型号					
	Outside dimension 외부 치수 / 外部尺寸			Inside dimension 내부 치수 / 内部尺寸		Steel 철 / 金属	Plastic 플라스틱 / 塑料		Size(mm) 사이즈 / 尺寸
	Size (W1xL1xH1/mm)	Cover (H3)	Base (H4)	Size (W2xL2xH2/mm)	G-type 사각형홀		C-type 치크형		
BC - □□R - 151510	150 x 150 x 95	25	70	131 x 131 x 82	1515 SQ	1515 G	-	74 x 124	
BC - □□R - 162111	160 x 210 x 105	25	80	138 x 188 x 92	1621 SQ	1621 G	-	130 x 180	
BC - □□R - 162114	160 x 210 x 135	25	110	138 x 188 x 122	1621 SQ	1621 G	-	130 x 180	
BC - □□R - 162611	160 x 260 x 105	25	80	134 x 235 x 92	-	1626 G	-	128 x 228	
BC - □□R - 162614	160 x 260 x 135	25	110	134 x 235 x 122	-	1626 G	-	128 x 228	
BC - □□R - 212114	210 x 210 x 135	25	110	185 x 185 x 120	2121 SQ	2121 G	-	180 x 180	
BC - □□R - 192810	190 x 280 x 100	30	70	164 x 253 x 85	-	1928 G	-	155 x 245	
BC - □□R - 203013	200 x 300 x 130	30	100	174 x 273 x 115	2030 SQ	2030 G	2030 C	160 x 260	
BC - □□R - 203016	200 x 300 x 160	30	130	174 x 273 x 145	2030 SQ	2030 G	2030 C	160 x 260	
BC - □□R - 203018	200 x 300 x 180	30	150	174 x 273 x 165	2030 SQ	2030 G	2030 C	160 x 260	
BC - □□R - 203021	200 x 300 x 210	30	180	174 x 273 x 195	2030 SQ	2030 G	2030 C	160 x 260	
BC - □□R - 253516	250 x 350 x 160	30	130	229 x 329 x 145	2535 SQ	2535 G	2535 C	210 x 310	
BC - □□R - 253518	250 x 350 x 180	30	150	229 x 329 x 165	2535 SQ	2535 G	2535 C	210 x 310	
BC - □□R - 304016	300 x 400 x 160	30	130	280 x 380 x 145	3040 SQ	3040 G	3040 C	260 x 360	
BC - □□R - 304018	300 x 400 x 180	30	150	280 x 380 x 165	3040 SQ	3040 G	3040 C	260 x 360	
BC - □□R - 516116	510 x 610 x 160	35	125	467 x 567 x 145	5161 SQ	-	5161 C	444 x 544	
BC - □□R - 516120	510 x 610 x 200	35	165	464 x 564 x 182	5161 SQ	-	5161 C	444 x 544	
BC - □□R - 517120	510 x 710 x 200	35	165	470 x 670 x 182	5171 SQ	-	5171 C	444 x 644	
BC - □□R - 618126	610 x 810 x 260	35	225	570 x 770 x 242	6181 SQ	-	6181 C	544 x 744	

**ACCESSORIES** | 액세서리 | 配件



[ Steel mounting plate(SQ Plate) ]



[ Plastic mounting plate(G Plate) ]



[ Plastic mounting plate(C Plate) ]



[ Key ring(K40) ]



[ Lock(SK) ]



[ Plastic lock(PK) ]



[ Integral lock(PPK20, PPK35, PPK50) ]



[ SUS bracket(B40, B50, B60) ]  
 B40 : R-151510~R-212114(Screw : 4x10)  
 B50 : R-203013~R-304018(Screw : 5x10)  
 B60 : R-516120~R-618126(Screw : 5x10)



[ Plastic bracket(PB40, PB50) ]  
 PB40 : R-151510~R-212114(Screw : 4x12)  
 PB50 : R-203013~R-618126(Screw : 5x12)



[ Vent(V60, V80) ]